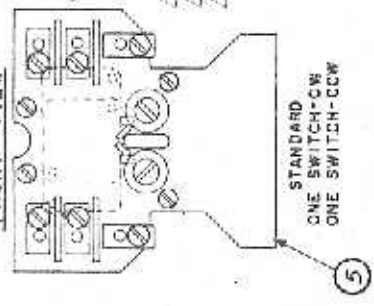


NOTE: WHEN ORDERING REPLACEABLE PART NAME AND PART NUMBER ALSO, GIVE CATALOG NO. AND SERIAL NO. AS SHOWN ON IDENTIFICATION NAME PLATE

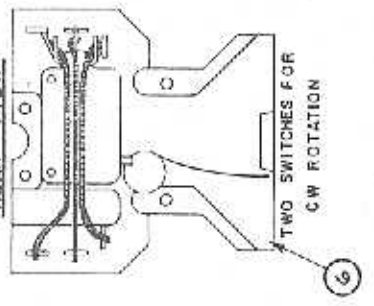
REF. NO.	PART NUMBER	REQ. NO.	PART NAME
1	5745-007	1	SHAFT SEAL (NEMA 13)
2	57463-002	1	MODERUFF KEY NO. A307
3	55077-005	1	ROTOR MODULE (NEMA 13)
4	55077-005	1	ROTOR MODULE FOR SPD. INC.
5	55080-007	1	TERMINAL BOARD ASS'Y. (221)
6	55080-009	1	TERMINAL BOARD ASS'Y. (223)
7	55080-003	1	TERMINAL BOARD ASS'Y. (222)
8	55079	1	SWITCH ACTUATOR ASS'Y.
9	25711	1	MAIN HOUSING (NEMA 13)
10	30086	1	MAIN HOUSING FOR SPE. INC. (NEMA 13)
11	25715	1	MAIN HOUSING FLANGE HTS.
12	33855	1	MAIN HOUSING "A" FLANGE HTG. FOR INT. SPE. INC.
13	30256	1	MAIN HOUSING "B" FLANGE HTG. FOR INT. SPE. INC.
14	25618	1	MAIN HOUSING GASKET
15	30658-100	1	CONTACT HOUSING
16	30656	1	COVER GASKET
17	55002-005	1	REAR COVER ASS'Y.

FRONT VIEW



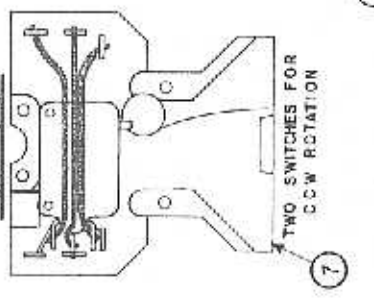
STANDARD ONE SWITCH-CW ONE SWITCH-CCW

REAR VIEW

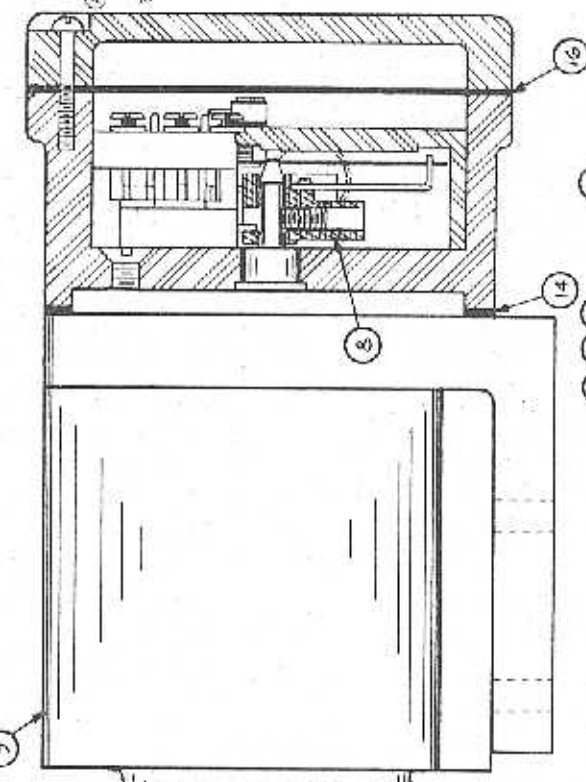


TWO SWITCHES FOR CW ROTATION

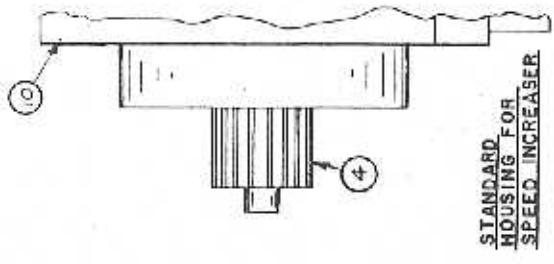
REAR VIEW



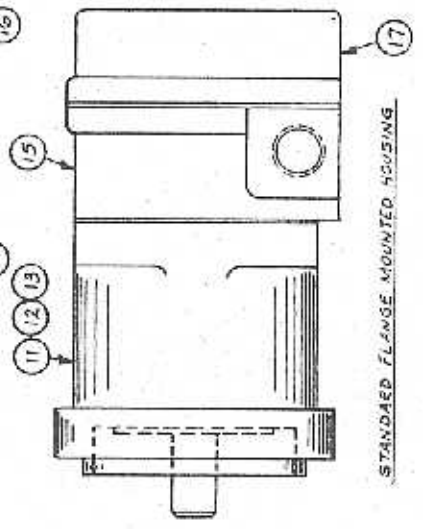
TWO SWITCHES FOR CCW ROTATION



STANDARD HOUSING



STANDARD HOUSING FOR SPEED INCREASER



STANDARD FLANGE MOUNTED HOUSING

INDUSTRIAL CONTROLS DIVISION HARVEY HUBBELL INCORPORATED Middletown, Ohio 44037		DATE	DRAWN BY	CHECKED BY
C. HUBBELL	11-25-75	R.C.M.	L.T.M.	
REVISIONS				
DRAWING NUMBER RPC-2220-1				
REPAIR PARTS DRAWING FOR BULLETIN 2220 TYPE "F" POWER PRESS ACTION DETECTORS				