

**SERVICE AND REPAIR PARTS**

**Series 2015 Type PBC** pendant-mounting pushbutton stations are designed for all heavy-duty applications that require single and multiple speed, multi-sequence performance in general purpose NEMA 1 applications.



**Type PBC**



**Series 2016 Type WPBC** pendant-mounting pushbutton stations use similar inserts as Type PBC stations, however, the enclosures are constructed for NEMA 3R, 4 or 13 applications.


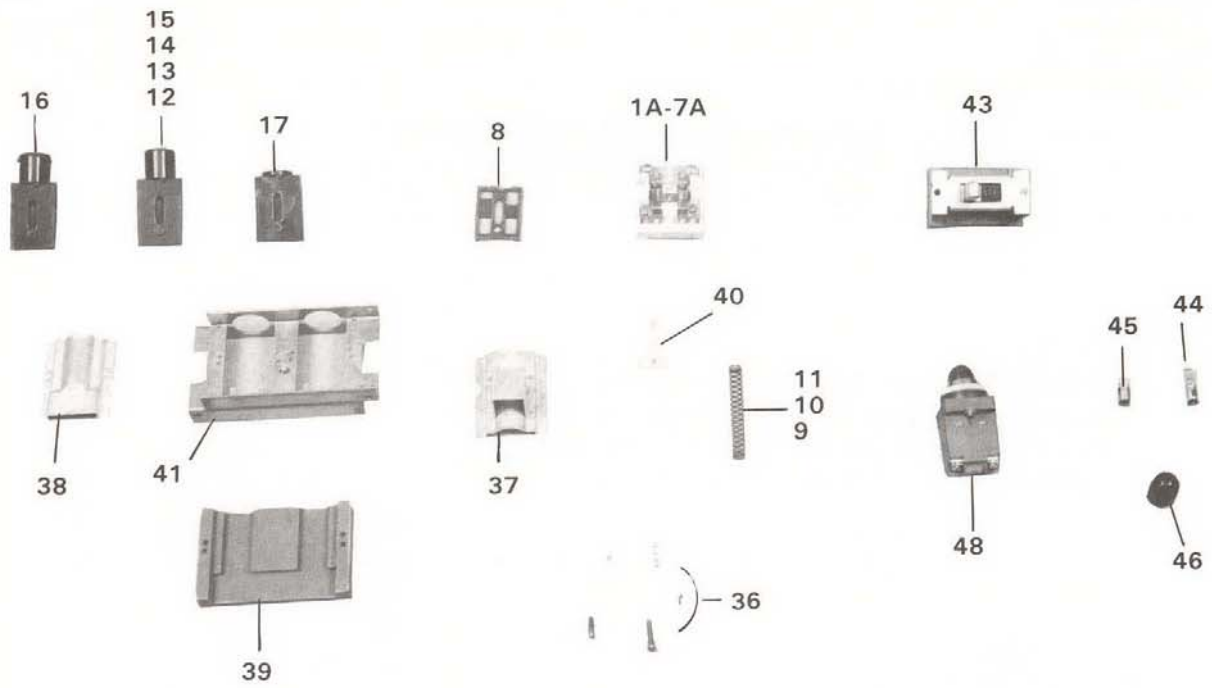
**Series 2017 Type XPBC** pendant-mounting pushbutton stations use similar inserts as Type PBC/WPBC stations, however, the enclosures are constructed for hazardous locations: NEMA 7 - NEC Class Div. 1 or 2, Groups C, D (Explosive Gases).



**Type XPBC**

These stations are tested and listed by Canadian Standards Association (CSA).





Ref. No.	Part Description	PBC	WPBC	XPBC
•1A	Complete Block Assy. with Stationary & Movable Contacts & Springs	59565-001	59565-001	59565-001
•1BA	Complete Block Assy. with Stationary & Movable Contacts & Springs	59565-021	59565-021	59565-021
•1BA - Gold	Complete Block Assy. with Stationary & Movable Contacts & Springs	59565-221	59565-221	59565-221
•2A	Complete Block Assy. with Stationary & Movable Contacts & Springs	59565-002	59565-002	59565-002
•3A	Complete Block Assy. with Stationary & Movable Contacts & Springs	59565-003	59565-003	59565-003
•3CA	Complete Block Assy. with Stationary & Movable Contacts & Springs	59565-024	59565-024	59565-024
•4A	Complete Block Assy. with Stationary & Movable Contacts & Springs	59565-008	59565-008	59565-008
•4BA	Complete Block Assy. with Stationary & Movable Contacts & Springs	59565-009	59565-009	59565-009
•4CA	Complete Block Assy. with Stationary & Movable Contacts & Springs	59565-010	59565-010	59565-010
•4DA	Complete Block Assy. with Stationary & Movable Contacts & Springs	59565-006	59565-006	59565-006
•4EA	Complete Block Assy. with Stationary & Movable Contacts & Springs	59565-007	59565-007	59565-007
•5A	Complete Block Assy. with Stationary & Movable Contacts & Springs	59565-004	59565-004	59565-004
•6A	Complete Block Assy. with Stationary & Movable Contacts & Springs	59565-005	59565-005	59565-005
•7A	Complete Block Assy. with Stationary & Movable Contacts & Springs	59565-013	59565-013	59565-013
•7A - Gold	Complete Block Assy. with Stationary & Movable Contacts & Springs	59565-213	59565-213	59565-213
•7BA	Complete Block Assy. with Stationary & Movable Contacts & Springs	59565-014	59565-014	59565-014
•8	Cam Plate Slide (Order y suffix letters stamped on Cam)	25384-XXX	25384-XXX	25384-XXX
9	Spring for Plunger Return - White	27144-000	27144-000	27144-000
10	Spring for Plunger Return - Red	27143-000	27143-000	27143-000
11	Spring for Plunger Return - Yellow	27147-000	27147-000	27147-000
12	Push button Plunger - Black	25374-001	25374-001	-
13	Push button Plunger - Red	25374-002	-	-
14	Push button Plunger - Green	25374-003	-	-
15	Push button Plunger, Tapped Hole for Palm Button PBC & WPBC	27172-000	27172-000	-
16	Push button Plunger with Pins for Selector Switch Button	25075-000	25075-000	25075-000
17	Push button Plunger for XPBC Insert	-	-	29369-000
18	Palm Button - Black	27392-001	28140-001	-
19	Palm Button - Red	27392-002	28140-002	-
20	Palm Button - Green	27392-003	28140-003	-
21	Palm Button - Yellow	-	-	27763-004
22	Palm Button - Red	-	-	27763-002
*23	Palm Button - Red	-	-	27796-002
24	Rubber Shroud - Black	-	27197-000	-
25	Rubber Shroud - Red	-	27198-000	-
26	Rubber Shroud - Green	-	27396-000	-
27	Rubber Shroud for Toggle Switch - Red	-	27394-000	-
28	Selector Switch Operator - 3 Position	25076-000	25076-000	-
29	Selector Switch Operator - 2 Position	25077-000	25077-000	-
30	Operating Holding Plate for Selector Switch (Double)	27221-000	-	-
*31	Operating Holding Plate for Selector Switch (Single)	27215-000	-	-
32	Seal Assy. - WPBC Selector Switch	-	27766-000	-
33	Selector Switch Operator - 2 or 3 Position	-	-	27278-000
34	Selector Switch Cam Housing - 3 Position	-	-	27767-000
35	Selector Switch Cam Housing - 2 Position	-	-	27768-000
36	Hardware Kit - Consists of: Qty. 1 - Interlock	59567-001	59567-001	59567-001
	Qty. 2 - Connector	-	-	-
	Qty. 3 - Contact Blk Screw	-	-	-
	Qty. 4 - Plunge Guide Screw	-	-	-
	Qty. 5 - Maintained Base Screw	-	-	-

Continues on next page...



Ref. No.	Part Description	PBC	WPBC	XPBC
37	Plunger Guide with Support Bracket - PBC	27220-000	-	-
38	Plunger Guide	27220-000	27220-000	27220-000
39	Maintained Base Plunger Cover	27337-000	27337-000	27337-000
40	Maintained Base Interlock	27324-000	27324-000	27324-000
41	Center Rib (Standard - 2 Button)	25121-000	25121-000	25121-000
*42	Center (Special)	NOTE 1	NOTE 1	NOTE 1
43	Toggle Switch DPST 2 N.O. Contacts	28526-000	28483-102	28436-103
44	Incandescent Lamp (P1 Only)	57465-015	57465-015	-
45	Neon Lamp (P5-250 VDC)	57465-007	57465-007	-
46	Lens Pilot - Red, Elite (3/4")	80324-XXX	80324-XXX	-
*47	Lens (Specify Color)	NOTE 2	NOTE 2	-
48	Pilot Light Assembly - PBC & WPBC	NOTE 2	NOTE 2	-
49	Pilot Light Assembly - XPBC	-	-	NOTE 2
50	Guard (Standard 2 Button)	-	27174-001	-
*51	Guard (Special)	-	NOTE 1	-
52	Legend Plate	NOTE 1	NOTE 1	NOTE 1
53	Side/Back Cover	NOTE 3	-	-
54	Tie Strap	NOTE 1	NOTE 1	NOTE 1
55	Complete Enclosure (Less Interior)	NOTE 4	NOTE 4	NOTE 4

- Notes: 1. Supply complete pushbutton catalog number, legend plate markings, and applicable motion(s).  
 2. Refer to price list and order by catalog part number.  
 3. Back covers - See page 5.  
 4. Enclosures - See price list 2015/16/17

- \* Not shown in photo.  
 • Recommended spare parts Ref. No. 1A thru 8 (order as required).




**CONTACT BLOCK ASSEMBLIES**



**Block Ref. #1A**



**Block Ref. #2A**



**Block Ref. #3A**



**Block Ref. #4A**



**Block Ref. #5A**



**Block #6A**



**Block #7A**

**PBC  
BACK COVERS**

<b>ENCLOSURE WITHOUT TOGGLE SPACE</b>	<b>LENGTH</b>	<b>BACK COVER P/N</b>
<b>CAT #</b>		
C2 - 4 Button	10 - 3/8"	26749-000
C3 - 6 Button	15 - 1/8"	26750-000
C4 - 8 Button	19 - 7/8"	26701-000
C5 - 10 Button	24 - 5/8"	26702-000
C6 - 12 Button	29 - 3/8"	26703-000
<b>ENCLOSURE WITHOUT TOGGLE SPACE</b>	<b>LENGTH</b>	<b>BACK COVER P/N</b>
<b>CAT #</b>		
CT2 - 4 Button WT	13 - 1/8"	26705-000
CT3 - 6 Button WT	17 - 7/8"	26706-000
CT4 - 8 Button WT	22 - 5/8"	26707-000
CT5 - 10 Button W/T	27 - 3/8"	26708-000
CT6 - 12 Button W/T	32 - 1/8"	26709-000

STANDARD CAM SEQUENCES W/D A-14600

1-Speed

2 - Speed

3 - Speed

PBC P/N	2015-54601-023	2015-54602-002	2015-54603-001		
WPBC P/N	2016-64601-023	2016-64602-002	2016-64603-001		
XPBC P/N	2017-74601-023	2017-74602-002	2017-74603-001		
W/D	A 14600 IT. 1	A 14600 IT. 2	A14600 IT. 3		

4-Speed

5-Speed

PBC P/N	2015-54604-001	2015-54605-001		
WPBC P/N	2016-64604-001	2016-64605-001		
XPBC P/N	2017-74604-001	2017-74605-001		
W/D	A 14600 IT. 4	A 14600 IT. 5		

ON - OFF

RESET

START - STOP

PBC P/N	2015-54601-036	2015-54691-150	2015-54601-145		
WPBC P/N	2016-64601-036	2016-64691-150	2016-64601-145		
XPBC P/N	2017-74601-036	2017-74691-150	2017-74601-145		
W/D	A 14600 IT. M	A 14600 IT. R	A 14600 IT. 1A		

STOP-START

TOGGLE SWITCH

PILOT LIGHT

PILOT LIGHT

PBC P/N	2015-54601-148	2015-28526-000	2015-54698-005	2015-54698-001			
WPBC P/N	2016-64601-148	2016-28483-102	2016-54698-005	2016-54698-001			
XPBC P/N	2017-74601-148	2017-28436-103	2017-74698-005	2017-74698-001			
W/D	A 14600 IT. 1C	A 14600 IT. T	A 14600 IT. P5	A 14600 IT P1.			

\*NOTE: 2A, 3A and 7A are Block Ref. Nos. See Page 4.  
NOTE: JUMPERS BETWEEN TERMINALS SUPPLIED BY CUSTOMERS



COMMONLY USED SPECIAL CAM SEQUENCES

3 SPEED WITH LV CIRCUIT		3 SPEED WITH LV & M CIRCUIT		4 SPEED WITH LV & M CIRCUIT STD. 4120 TRAVEL	
PBC P/N	2015-54603-006	2015-54603-012		2015-54604-007	
WPBC P/N	2016-64603-006	2016-64603-012		2016-64604-007	
XPBC P/N	2017-74603-006	2017-74603-012		2017-74604-007	
W/D	A 14603 IT. 6	A 14603 IT. 12		A 14604 IT. 7	

4 SPEED DYNAMIC LOWERING STD. 4121 HOIST		5 SPEED WITH LV CIRCUIT STD. 4120 TRAVEL		5 SPEED WITH LV & M CIRCUIT STD. 4110 TRAVEL	
PBC P/N	2015-54604-090	2015-54605-006		2015-54605-013	
WPBC P/N	2016-64604-090	2016-64605-006		2016-64605-013	
XPBC P/N	2017-74804-090	2017-74605-006		2017-74605-013	
W/D	A 14604 IT. 90	A 14605 IT. 6		A 14605 IT. 13	

5 SPEED DYNAMIC LOWERING STD. 4111 HOIST		2 SPEED WITH OVERLAP FOR 2-SPEED AC MOTOR		LIFT DROP FOR MAG. CONTROLLERS TYPE 4290, 4291, 4295	
PBC P/N	2015-54605-380	2015-54602-003		2015-54601-037	
WPBC P/N	2016-64605-380	2016-64602-003		2016-64601-037	
XPBC P/N	2017-74605-380	2017-74602-003		2017-74601-037	
W/D	A 14605 IT. 380	A 14602 IT. 3		A 14601 IT. 37	

Horn/Alarm

PBC P/N	2015-54691-022
WPBC P/N	2016-64691-022
XPBC P/N	2017-74691-022
W/D	A 14601 IT. 22
<p>*NOTE: 2A, 3A and 7A Block No. NOTE: JUMPERS BETWEEN TERMINALS SUPPLIED BY CUSTOMERS.</p>	

RENEWAL PARTS ORDERING INSTRUCTIONS

Individual replacement parts are available for repair or maintenance, and can be selected from the photo/parts list on page 2, 3 and 4.

When ordering individual replacement parts, the following information is necessary:

1. Part number and complete description
2. Quantity required
3. Complete catalog number of pushbutton station, shown on the identification nameplate.

**NOTE:** A complete insert assembly can be supplied for one or more motions. This unit consists of center rib, contact block assembly, cam plates, plungers, springs, etc. all pre-assembled and tested. Refer to applicable catalog, specification sheets, and price list for prices and additional information.

When a complete insert is required, the following information is necessary:

1. Assembly number of required insert(s) as shown marked on one end of unit. {Example: 55-001}
2. Complete identification nameplate data of existing pushbutton station, including complete catalog number. {Example: PBC-1C335}
3. Complete legend plate data. {Example: "Stop-Reset", "For-Bridge-Rev", etc.}
4. Applicable motion for required unit {Example: "Bridge"}.

TROUBLESHOOTING

1. Inspect Contact Block Assemblies for burned or worn contacts {Ref. 1A-7A}. Cam Plates for wear {Ref. #8}. Button Plungers for wear {Ref. #15-17}.
2. Remove any foreign material
3. Renew all damaged material

